

# DISPATCH

A ROYAL RANGERS MAGAZINE FOR MEN

SPRING 1982




**Building  
Memories  
For Boys**

**Planning  
Exciting  
Outpost  
Activities**




**Wearing  
A Correct  
Uniform**

**Choosing  
A Good  
Wilderness  
Campsite**



## It's Spring! Wake up your Outpost!





# DISPATCH

SPRING 1982

Vol. 18, No. 3



## Rabbit Dinner Jim Bridger Style By John Eller



### CONTENTS

### PAGE

#### Rabbit Dinner Jim Bridger Style

John Eller

2

#### Building Memories

Larry Bohall

3

#### A Royal Tribute

4

#### Your Outpost Planning Guide

Virgil Palmer

8

#### Why Wear A Correct Uniform

John Eller

11

#### Choosing a Campsite

John Eller

13

#### Laughs for Leaders

15

#### Your Touchdown

Warren Bebout

16

#### Staff

Editor: David Barnes, Assoc. Editor: John Eller, Art: V. I. Productions, National Committee: Silas Gaither, Paul McGarvey, Johnnie Barnes, Paul Stanek.

DISPATCH (ISSN 0190-4264) published quarterly by Royal Rangers, 1445 Boonville Ave., Springfield, MO 65802. Second-class postage paid at Springfield, Missouri. Copyright 1982 General Council of the Assemblies of God, Inc., Gospel Publishing House. Printed in U.S.A.

POSTMASTER: Send address changes to Dispatch, 1445 Boonville Ave., Springfield, MO 65802.



Everyone has a favorite story about Jim Bridger. Mine comes from the days when he was a scout for one of those famous wagon trains headed west. His presence only added to the color and intrigue.

It seems the members of this particular wagon train had the opportunity to observe Jim prepare his lunch at the noon stop. Several of the argonauts had invited Jim to eat with them, but the wise old scout politely declined.

Instead, Bridger casually raised a Hawken rifle and adroitly shot an unsuspecting jackrabbit through the head. In a jiffy, he had skinned and dressed the game, using only his fingers and thumbs. He washed it in an icy creek and placed it on a sage bush to drain while he built a small but hot willow fire.

Next he cut a green stick about six feet long, sharpened the big end, and skillfully affixed the rabbit to the other end. He then shoved the large end into the ground at about 45° angle. The weight of the meat bent the wand down to where it would get just the right amount of heat, very near the fire.

Jim then sat quietly, his half-closed eyes fixed on the snowy peaks, dreaming the dreams of days when he and his brigade of trappers roamed the west, and he didn't have to make a living shepherding sodbusters.

Surprisingly soon, one side of the rabbit was a crisp, tantalizing brown. Jim turned the stick and the other side was soon the same. It was juicy inside, crusty outside, and perfectly cooked.

Although the meat weighed several pounds, Jim eagerly consumed all of it while bystanders watched with a degree of envy. The entire operation did not take him more than three-quarters of an hour. And there were no pots and pans—just a green stick! ★



# Building Memories

We must work hard to build the sort of memories that our boys will cherish down through the years. Some events by their very nature build memories. One of the best in this category is the council fire.

BY LARRY BOHALL



**T**he Royal Rangers program is not in the business of building memories. Our primary goal is reaching, teaching, and keeping boys for Jesus—not memory making. Fortunately, however, one extremely pleasant by-product of our work happens to be memories. That is true for both the commander and the boys in his outpost. Ten, twenty, or fifty years from now, should the Lord tarry, your boys will be reflecting on experiences they had in Royal Rangers. The time that we, as commanders, are investing in our boys will be recalled for years to come. That three-day camp-out fiasco in solid rain, the hundreds of scorched dinners, the first aid you gave, the time you counseled one of your Pioneers and (for once) knew what to say; these will all build

memories that will be recalled again and again during those bittersweet times of reflection that we all have. Those times when we remember our childhood, our mistakes made, our championships won. Yes, while Royal Rangers' chief goal is not building memories, it is one of the things that makes being a commander worth it.

Knowing this, then, it would seem imperative that we work hard to build the sort of memories that our boys will cherish down through the years. No easy task. Memory building takes planning, coordination, and just plain work. It necessarily involves breaking the routine, going the extra mile, and creativity. Yet memories do not have to be com-

plicated. Some of the best memories are the simplest. Who can forget the first time they caught a fish, or camped out, or cooked their first meal on an open fire (as I remember it, I "cooked" pudding that was black on the bottom and un-done on top!)?

So some events by their very nature build memories. One of the best in this category is the council fire. Your boys will remember for years to come the fun and fellowship they shared around the fire. They will remember the singing, the laughter, and the changes wrought in their lives just by watching dying embers of a council fire. The wise commander will use every opportunity to make the council fire the biggest event of the out-

CONTINUED ON NEXT PAGE ►



**"The Leader's Manual, the Outpost Activities Book, Dispatch magazine, and your local library are all full of things to do at council fires; so do some homework."**



post camp-out.

A successful council fire involves these three elements: (1) Planning, (2) Doing, and (3) Reviewing. Neglecting any of the three severely hampers the effectiveness of the fire. Using them can make the difference between an exciting, fun-filled event and a complete washout. With this in mind, then, let's look at each area and see how to use it to its fullest advantage.

#### **Planning**

Planning ahead (*well* in advance) is an absolute necessity. Nothing destroys a council fire more effectively than sitting in the dark, waiting for someone to get the fire laid, or decide what to sing, or what to do, etc. This must all be done well in advance of the campout. But, two things need to be kept in mind while planning the fire—*simplicity* and *activity*.

Simplicity, especially on your first few council fires, will save the event from

being ruined by plans that were too difficult to carry out. This applies particularly to the lighting technique used. A simple technique that quickly produces a roaring fire is much preferred to an elaborate ritual that fails. Does this mean that you should avoid elaborate lightings? At first, yes. However, as you progress, so will your ability to light council fires. Remember that the important thing is to *get the fire lit!* If you can impress the boys while doing it, so much the better.

Once you have the fire lit, you are ready for activity—lots of it. Simplicity is the key word here also. Simple songs, stunts, skits, and jokes will win the day. Plan events with a fast pace and plenty of action, and plan plenty to do. Many of our council fires have failed because we ran out of things to do. The Leader's Manual, the Outpost Activities Book, Dispatch magazine, and your local library are all full of things to do at council fires, so do some homework. Plan simply and plan

plenty, and you will plan effectively.


**Doing**  
Like planning, the "doing" begins well in advance. Upon arrival at your campsite, your best fire builders should set about choosing the council fire site and laying the fire. Everything should be ready to go when your boys step into the council fire area.

Your Master of Ceremonies is the most important man at your council fire (second only to your devotional speaker), and he should be a well-thought-out choice. He should be outgoing, dynamic, and possibly have a flair for the dramatic. No rule says that an outpost commander must serve as MC—he could be an Outpost Councilman, another commander, or one of the Rangers. But whoever he is, he needs to be good at keeping things going.

Some activities the MC will lead at the council fire might include: songs, ice-breakers, stunts, patrol skits, special



**"Some activities the Master of Ceremonies will lead at the council fire might include: songs, ice-breaker stunts, patrol skits, special applause methods, awards, and games."**



applause methods, round-robin stories, award ceremonies (camper of the day, best patrol, etc.) and games. Temper the activities to match the flames—when the fire is roaring, so are the activities. When it dies down, so do the events. A good MC will keep this in mind.

Once the fire has begun to die, and the speaker is introduced, your boys will be ready to listen. More good can be done in the next ten minutes than can be imagined, and your speaker needs to understand this. A boring speaker or a devotion that drags on and on will destroy the effect that you have labored so hard to build. On the other hand, an exciting speaker with a thrilling story that grabs the boys' attention and presents them with one solid point that they can hang onto will change an otherwise dull council fire into a smashing success. So choose your speaker with care.

#### *Reviewing*

While reviewing is considered last, it

is by no means the least important point. In some instances, it might be considered the most important part of the council fire, for it is at this stage that we really find out if all that work was effective. In the review, you and your outpost staff (including the senior and patrol guides) examine your finished product. It does not have to be a lengthy procedure, and can be done at any time, but it should include discussion as to quality, impact, and improvements.

Quality has an eye towards the pacing of the program, the ability of the speaker, and the selection of activities. Were they good, were they bad, should they be included next time, should they be dropped? Impact tries to pin down the effect of the council fire. Was it enjoyable, did the boys have fun? Were they challenged by the speaker, was anyone saved? Improvements, more than the other two, will not only include this fire

and the next, but will also look back at other fires. Have we improved, or have we lost ground?

How can we upgrade the skits, the songs, or the games? The wisdom of including boys in this discussion will come out here. If the boys are honest, they will give the commanders the boys' point of view, and not just reflect our own.

So, there it is—planning, doing, and reviewing, the steps to a successful council fire. And, the steps to a successful memory. It isn't easy; it takes time and effort. But don't look at it as a chore, look at it as an investment. Because that's what it is, an investment that pays a double dividend! On the one hand, both you and your boys will have fun at a well-planned, well-done council fire—and on the other hand, years from now you will both be able to relive that fire again and again and again. So, what do you say? Let's start building some memories! \*





# A ROYAL TRIBUTE TO "Ranger Joe" Nelson Kenyon

"He was an inspiration to hundreds of men and boys."

On June 20, 1981, one of God's great men was called home to his heavenly reward. Nelson Kenyon was a brother beloved, an outstanding minister, and a great Royal Rangers leader. He was an inspiration to hundreds of men and boys. Many leaders along with myself felt our lives were personally enriched by our association with him.

The following tribute by Shelby Lanier, expresses how many of us felt about "Ranger Joe."—J.B.

I remember the first time that I layed eyes on ole Ranger Joe. I was trying to revitalize a Royal Rangers outpost at First Assembly of God in Lakeland while serving as children's pastor. Now being just a recruit myself I hardly had the gold, red, and blue points of the emblem memorized. Staying just ahead of my own men and boys, I needed someone strong, reliable, and spiritual to lean on. Then in the midst of a rising battle, dust as only little boys can stir up, in walked an elderly gentleman whose reputation in Royal Rangers had preceded him under the alias of Ranger Joe. Clad in a khaki Royal Rangers uniform with an awards vest full of accomplishments, he stood there looking to me like a five-star general. However, as I shook his hand I felt the warmth of his friendship and the great gentle strength of his spirit. I knew immediately that God had sent someone to help guide and keep spiritual directives upon outpost five, God's trees. The humorous fact is that Ranger Joe left that evening without me knowing his real name. Realizing this, the next day I found out his last name was Kenyon, so I dubbed him Joe Kenyon. The only thing was the telephone operator had no listing for any such name. Finally, from the amazing computer knowledge of Ruth Campbell, I discovered my five-star general to be none other than the Rev. Nelson J. Kenyon, retired minister from the New Jersey district, the "J" standing for James not Joe. We snickered about that incident many times. That was over 6 years ago. Since then my life has been blessed many times because of his presence and guidance.

There was the episode of the Great Smokey Council Fire, UGH. I still remember the meals we shared at that camp-out. There was soupy spaghetti for dinner, and scrambled pancakes and raw bacon for breakfast, "YUCK." Oh yes, the council fire was a serious event, aimed towards motivating the boys to come to Christ. I was all set to impress my great example Ranger Joe with all that I had learned from him. Clad in our frontier outfits, we approached the carefully laid criss-cross fire, with 65 boys all staring in silent expectation for the flames to rise mysteriously from the pile of sticks. However, upon triggering the fire chemicals, all I produced was smoke, smoke, smoke, and more smoke. No matter what I did, nothing worked.

The smoke swirled around Ranger Joe's head and buckskin clad features until he looked like a grizzly ole mountain man from out the misty past. Finally I stood speechless and defeated not knowing what to do next. What did this spiritual giant think of me now. Well, ole Ranger Joe with a little laughing snort lifted his voice and said, "Me think we got a whole heap of plenty smoke, but no fire! We need fire for our council." With that matches were produced, the fire began to roar, and everyone was in high spirits thinking it was all planned that way.

That was the way Nelson Kenyon was, undaunted by anything in his effort to reach, teach, and keep boys for Jesus Christ. That night salvation and rededication reached the lives of many men and boys.

Actually Ranger Joe moved to Lakeland for the winter 6 years ago. He was a retired ordained minister for the New Jersey district of the Assemblies of God. Retired yes, tired no. Well at least not tired enough to stop. You see, when ole Ranger Joe found out that our boys were headed for the Everglades on a backpacking expedition to Fakahatchee Swamp, he signed up to go along. Now that's 20 miles of rough terrain, hefting a 40-pound backpack. A few weeks later Ranger Joe drove up north for his annual physical check-up. He did this because of his recent recovery from a massive heart attack. Well sir, let me tell you ole Doc Sawbone slapped him on the back and said, "Whatever it is that you are doing Kenyon, keep on doing it! You're in fine shape." With that from ole Doc Sawbone, Ranger Joe produced his set of backpacking photos, and the ole doc about had a heart attack.

That was Ranger Joe's life working, ministering, living, going, doing, and reaching people of all ages for God. Never complaining, he started to work as a nine-year-old boy and was saved at age seventeen in 1926. That December he was baptized in the precious Holy Spirit. He graduated from Elim Bible College in 1929, and was married to one of the most gracious Christian ladies you'll ever meet, Eleanor Campbell. He received his ordination into the Assemblies of God in 1934. That has been 55 years of dedication to the glory of God. During that time he pastored and pioneered churches in New York and New Jersey. The last seven years of his life, Ranger Joe ministered to boys and trained men in Royal Rangers all up and down the Eastern seaboard. Well nobody could ever call Nelson Kenyon a quitter. He was a man with true grit, one, who ole Teddy Roosevelt was talking about when he said, "When the going gets tough, the tough get going."

Ranger Joe I loved you when you were living. Now that you are gone, and my mind digs up memories of the past, I still love you more. Because what others talked about, you lived. I'll see you on the other side of God's mountains. ★




THE THIRD NATIONAL

---

# CAMPORAMA

---



**July 27-31, 1982**

located at

**Pigeon Forge, Tennessee**


near the Great Smoky Mountains  
National Park,  
Silver Dollar City Amusement Park,  
and the 1982 World's Fair.

**IF YOU HAVEN'T ALREADY MADE PLANS  
TO ATTEND THIS SPECTACULAR  
ROYAL RANGER EVENT,  
THEN DO SO NOW BY CONTACTING  
YOUR DISTRICT COMMANDER OR THE  
NATIONAL OFFICE.**

**SEE YOU THERE!**



# Your Outpost Plan



## MARCH

### 1ST WEEK

(Order films for the film festival month of April and May)

#### BOATING SAFETY

Using the *Air-Sea-Trail Ranger Handbook*, pages 44 thru 59, discuss boating history, nautical terms, safety rules, how to row a boat, paddle a canoe, etc. Demonstrate as much of this as possible using make-believe paddles, boats, etc.

### 2ND WEEK

If possible, obtain a safety film on boating from local Coast Guard or Navy units, Red Cross chapter, or State Boating Commission. You may be able to schedule someone from these organi-

zations to come and talk to your boys. If not, obtain boat, and equipment, and go to water and demonstrate what you have learned, (even in swimming pool), or let boys operate boat on dry land simulating paddling, boarding, etc.

### 3RD WEEK

#### CHOKING

Obtain booklets entitled, "First Aid For Foreign Body Obstruction of the Airway," stock number 321138 from your local Red Cross chapter (cost approximately 10¢ each). Teach boys the rescue techniques and safety points in booklets. (Teach even the

smallest of boys. A 4-year-old girl once saved her 2-year-old brother using the rescue methods used in the book.) Let boys take books home and teach parents and family this material.

### 4TH WEEK

#### SURVIVAL

Using the *Air-Sea-Trail Ranger Handbook*, pages 96-101 and other visual aid material, discuss survival, shelter, food, water rescue signals, mental attitude, fire, etc. Demonstrate the dead fall snare, figure four trigger, bent twig snare and spears.



# anning Guide



## APRIL

### 1ST WEEK

Beginning of film festival months (April and May) show film "Wilderness Survival" obtained from the National Rifle Association, 1600 Rhode Island Avenue N.W., Washington, DC 20036. Film is free, 15 minutes long. Complete meeting with discussion and review of last week's survival material.

Box 220, Rogers, AR 72756, ATT: Robert Gross. (Films are free.) Show different types of gun actions. If possible, get a qualified man in your church or community to help out.

NOTE: Projectors can sometimes be borrowed from schools, libraries, conservation commissions, agencies, law enforcement agencies, etc.

### 2ND WEEK

**HUNTER & GUN SAFETY**  
Show film entitled "On Target for Safety" (15 min.), or "Fast & Fancy" (28 min.) from Daisy, Div. Victor Comptometer Corp., P. O.

### 3RD WEEK

**ARCHERY**  
Show film, "Olympic Archery—The Inner Contest" (13 min.), or "Right On" (14 min.). Order from Modern Talking Picture Service, Inc., 2323 New Hyde Park Rd., New Hyde Park, NY

### 4TH WEEK

11040. The film "Right On" has free discussion materials with it, films are free. Have a bow and arrows for display and someone in your church or community who is a qualified archer to demonstrate or hold discussion with boys.

**BICYCLE SAFETY**  
Show film "Bicycles Are Beautiful" (27 min.) or the film J-860 "The Bicycle Driver" (13½ min.). Order from Modern Talking Picture Service. Films are free. You might also secure the services of your State Patrol or city safety programs man in your area for a bicycle



# Your Outpost Planning Guide Continued.



## MAY

safety program or assistance. Get safety material handouts if possible, check list, etc. You may begin to plan for a bicycle rodeo.

### STUDY OF RUBBER

Do research work in encyclopedia, etc. on rubber. Show film entitled N-360 "The Tree That Weeps" (20 min.). Order from Modern Talking Pictures 2323 New Hyde Park Road, New Hyde Park, NY 11040. This is an excellent film for showing to family night crowd. Invite parents. Hold discussion after film.

### CONSERVATION

Show the film "The Good Earth" (26 min.). Order from Modern Talking Pictures. Film is free. Be prepared to discuss conservation measures as discussed and emphasized in the *Royal Rangers Adventures*

in *Camping* and the handbooks.

### PHYSICAL FITNESS, HEALTH, PERSONAL CARE

Show film, G-292 "Teeth Are a Good Thing to Have" (13½ min.) or "Showdown at Sweet Rock Gulch" (13 min.), or "The Haunted Mouth" (13 min.). Order from Modern Talking Pictures. Films are free. If possible, have your local dentist attend this meeting and discuss the films, etc. with boys. Check your age group handbook for work that relates to this program feature.

### FIRE SAFETY

Check with local Fire Department for handouts on fire safety, or someone to speak to boys. You might arrange to visit a firehouse after viewing film, "Snuffys Fire Safety Brigade" (14 min.). Film free. Order from Modern Talking Pictures.

### ARCHAEOLOGY

Show film "Of Time, Tombs and Treasure" (27 min.) (King Tutankhamens tomb discovery). Be prepared to relate how Bible archaeology has confirmed Biblical accounts, etc. Attempt to create an interest in this subject. Give boys names of books on subject available at the Gospel Publishing House, Springfield, Missouri.

### IN ORDERING FILMS:

- \*Make request well in advance. Four to six weeks is advisable.
- \*Specify showing date. Always give one or two alternate dates.
- \*Return film promptly. Insure if requested.
- \*Do not make major film repairs. Insert note describing damage.
- \*Submit audience showing reports promptly.


THE END.



# WHY WEAR A CORRECT UNIFORM?

OUR MINISTRY IS BECOMING AS INTERNATIONAL AS KENTUCKY FRIED CHICKEN AND COCA-COLA, THE UNIFORM GUIDES A SEARCHING WORLD. WE MUST NEVER ALLOW OUR TRADEMARK TO BE IN DISGRACE. SO, LET US TEACH OTHERS TO WEAR IT CORRECTLY

By John Eller



When Dwight D. Eisenhower was a cadet at West Point his superiors ordered his appearance before them "in full dress coat." Young Ike responded but to the amusement of his classmates came without trousers.

Uniformity, however, is no laughing matter. The purpose of the uniform is clouded if not destroyed by erroneous applications and departures from the code. Leaders or boys in uniform should always be correct!

Why all the fuss? Why the washing, mending, starching, and pressing? Why has every Senior Guide from Elton Bell to Fred Deaver yelled about uniforms from the beginning of NTC to the end?

Because we are reaching, teaching, and keeping boys for Jesus Christ! Not only does our image depend on it, the whole idea of what we are doing is related to the uniform. Its purpose is distinct.

## MARK OF IDENTITY

Everyone wants to be a part of something important. The mark of identifica-

tion has become more valuable in this computer age. Royal Rangers stand out in any crowd.

World-wide recognition and acceptance of this ministry to boys places greater emphasis on identity. Royal Rangers is not a backyard boys' club. We are not the localized one-of-a-kind "Rinky Dinks of Podunk Hollow."

Our ministry is becoming as international as Kentucky Fried Chicken and Coca-Cola. The uniform guides a searching world. We must never allow our trademark to be in disgrace.

## SYMBOL OF OBEDIENCE

Why wear a khaki shirt and trousers? Why wear a certain color hat, cap, or tie? Why the bolo? Why wear a khaki web-style belt with a brass buckle and unadorned?

Why have the leader's insignia  $\frac{1}{2}$ " from the edge of the collar and other proper insignia properly positioned? Why wear the name tab centered over the right pocket? Why should there be a Royal Rangers emblem on the left sleeve  $\frac{1}{2}$ " below the shoulder seam?

Why center the identification name tab at the top edge of the right pocket? Why wear the FCF pin centered above the leader's name tab? Why center the Leader's Medal of Achievement at the top edge of the left pocket? Why wear training patches on the left pocket and award patches on the right?

Why center the chaplain's cross  $\frac{1}{2}$ " above the right pocket (if you're an Outpost chaplain)? Why wear the district strip on the right sleeve  $\frac{1}{2}$ " below the shoulder seam with the outpost numeral  $\frac{1}{2}$ " below the strip? Why wear black or brown shoes that are shined and navy or black socks that are clean?



Why, you ask? *Because a Royal Ranger is obedient!* He obeys his parents, leaders, and those in authority.

If leaders are disobedient how can we expect our boys to obey? We are role models to the next generation and if we are not good models we are not worth our salt.

We teach more than the contents of handbooks. We teach *attitudes*. Your at- ►



# Wearing a Correct Uniform.



titude toward the uniform will be reflected and often magnified in your boys!

The Royal Rangers Uniform Guide is a "must" for all leaders. This booklet is designed to give detailed information on what may be worn on an official Royal Rangers uniform—plus instruction on how to correctly wear insignias and awards. This book may be obtained through the national office.

## TOOL FOR WINNING BOYS

The uniform represents at least four important things: (1) discipline, (2) guidance, (3) achievement, and (4) adventure. Degrade the uniform and you detract from the effectiveness of these

necessary ingredients.



Boys in uniform are much easier to control than boys in street clothes. The uniform is a great common denominator placing everyone on a similar level visually, psychologically, and socially. No one is any more or any less than a Royal Ranger. Peer pressure thus works to our advantage.

Boys experiencing a degree of equality are more likely to accept guidance either as a group or individually. Their personalities are unique and vary greatly but "being something" is actually more important to a boy than "doing something." The uniform allows for direction.

Boys are motivated to achieve. Just wearing the uniform indicates a boy is "in." Recruit status is a milestone. As he follows the advancement trail, his progress is noted and displayed on his uniform. The boy has a sense of accomplishment while his uniform gains in value.

Boys are adventure-oriented. Several boys in uniform on their way to a Pow Wow or just an outpost meeting will attract attention and arouse in other youngsters the wonder of it all.

There is no uniform exactly like ours. Let us set the example and teach others to wear it correctly! ★





**T**he choice of a campsite is very important to Royal Rangers leaders and campers. Hard experience has proven that not just any place in the outdoors will do. It is good to have a few guidelines in mind when selecting a spot for wilderness living.

We suggest ample firewood with water close by. Most forests do not allow the cutting of live trees, and the water supply should be checked for pollution.

It is good to have a screen of trees to ward off the wind. Camping puts us in direct contact with the elements, and any added comfort from the wind and cold will be beneficial.

There should be a degree of exposure to the breeze which will help keep down insects. Most woodlands are alive with ticks, chiggers, and mosquitos.

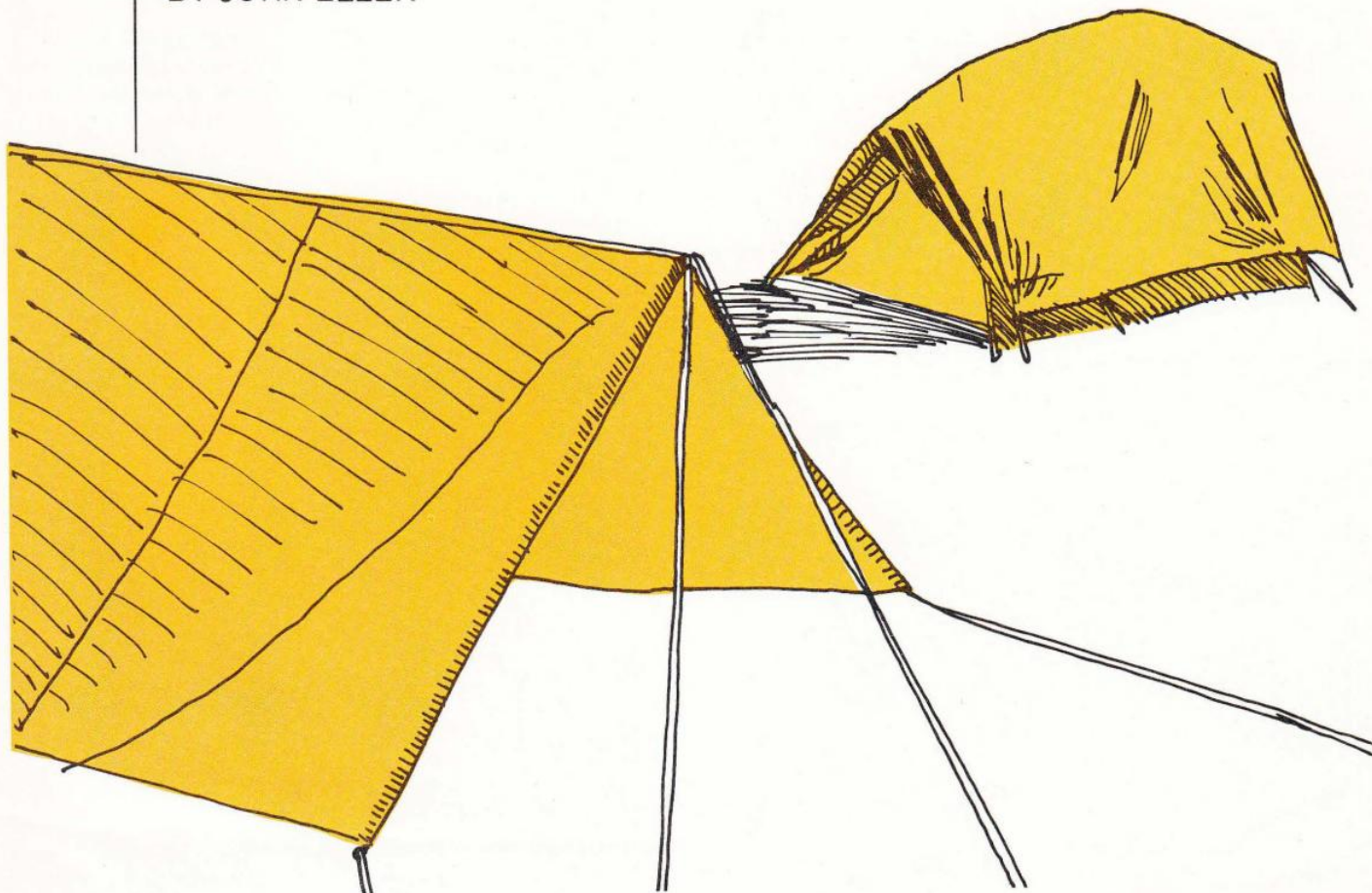
Choose a campsite away from any dominant trees that might attract lightning. Most forests have an occasional split tree trunk as evidence of yesterday's storm. (The writer was attending a district event years ago when lightning struck a tree, and it fell on an occupied tent between two campers. Miraculously, no one was hurt.)

Your best campsite has sunshine in the morning and shade in the afternoon.  
CONTINUED NEXT PAGE ►

# CHOOSING A CAMPSITE

GOOD GUIDELINES  
FOR WILDERNESS  
LIVING.

BY JOHN ELLER





Sometimes just a little forethought can remedy this.

Watch out for threatening limbs overhead. Hunters call these limbs "widow-makers." They may seem well lodged in a fork of the tree, but wind from the right direction can bring them crashing down—without warning.

Check the terrain for any rocky outcropping that could gouge your backbone during the night. A rocky bed is a hard bed.

You need an elevated spot out of reach of flash floods. Getting washed away in the middle of the night takes some of the fun out of camping.

Look for a suitable landing and shelter for your craft if you are traveling by canoe or boat. You may need to depart the same way you arrive.


The ideal campsite is rounded out by a scenic overlook, plus good fishing, hunting, or swimming.

Mother Nature is not in the camping business. Only once in a lifetime will you find such an idyllic spot as described in this article. But seek as many good features as possible. A good rule of thumb is to begin looking early in the day, long before it is time for tales to cross the firelight.

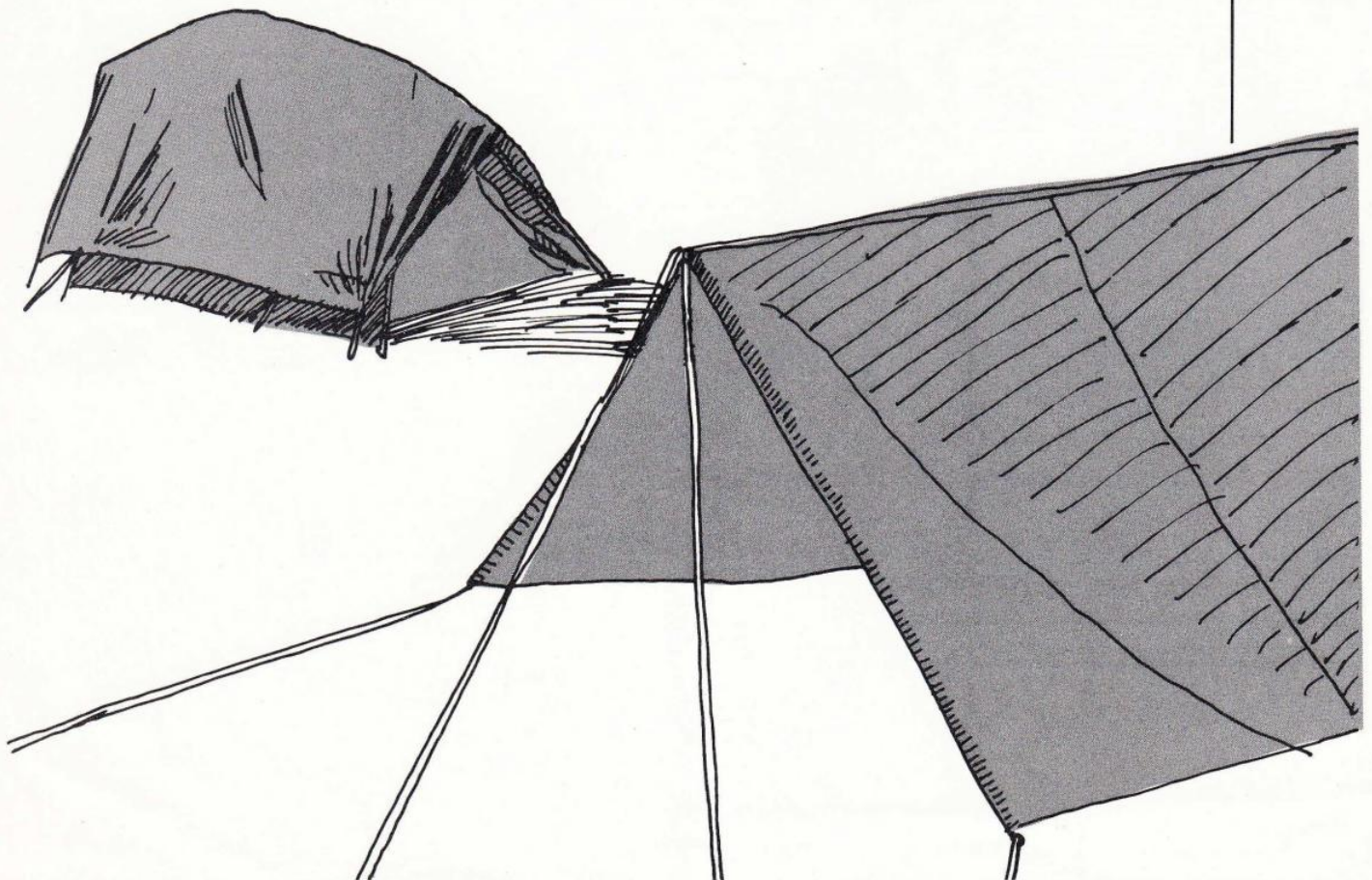
Pitching a tent in a gully or depression is folly. An arroyo in the West is especially dangerous. It may be bone dry when you arrive, but a violent storm, even 50 miles away, may send a flash flood to carry away your outfit.

Choose your campsite like you select your gear—with care.

**HAPPY CAMPING AHEAD!**



The ideal campsite is rounded out by a scenic overlook, plus good fishing, hunting, or swimming.





# LAUGHS FOR LEADERS



On one occasion the minister delivered a sermon of but ten minutes duration . . . a most unusual thing for him.

Upon the conclusion of his remarks he added:

"I regret to inform you brethren that my dog who appears to be inordinately fond of paper this morning ate that portion of my sermon that I have not delivered. Let us pray."

After the service the clergyman was met at the door by a man who as a rule attended service in another church. Shaking the good man by the hand he said:

"Pastor I should like to know whether that dawg of your has any pups. If it has I want to get one to give to my minister."

Thomas LaMance  
Modesto CA

Client: "I'll give you a hundred dollars to do my worrying for me."

Lawyer: "Where's the hundred?"

Client: "That's your first worry."

Henry Leabo  
Tehachapi CA

The lawyer and his banker friend were out fishing when their boat sank. The lawyer a good swimmer asked his banker friend "Can you float alone?", and he began to swim ashore.

"Fine friend you are!" The banker called out. "Here I am drowning, and you want to talk business."

M. M. Savoie  
Houston, TX

The commander was physically and mentally drained after a difficult Royal Rangers meeting. When the waiter handed him a menu in the restaurant he was too weary to make another decision. "Just bring me a good meal," he said.

The meal was an excellent one and the commander left a generous tip. "Thank you very much sir" the waiter said. Then he whispered "If you have any friends in your organization who can't read either just send them to me."

John A. Johnston  
Manchester CT

The very elderly farmer was undergoing a thorough examination by a city doctor. Amazed by what he found the doctor asked incredulously "How old did you say you were?"

"Ninety-two."


"In all my years of practice" the doctor confessed "I have never seen a man even 25 years younger than you are in such perfect condition. How do you account for your long life and good health?"

"Well, I'll tell you Doc. When me and my wife got married we made a sort of agreement not to argue. If she got mad around the house she promised she wouldn't say anything but just go back into the kitchen until she calmed down. And if I ever got mad I wasn't to say anything either but just walk out the door into the backyard."

"But what has that got to do with your physical health?"

"You see, Doc because of that agreement I reckon I've led what you might call an outdoor life."

John A. Johnston  
Manchester CT



"MY SCHOOL REPORT IS TITLED, 'WHY I DIDN'T HAVE TIME TO DO MY SCHOOL REPORT.'"



"OH, ALL RIGHT. YOU CAN HAVE JUST ONE PIECE OF CAKE."






By Warren Bebout

# YOUR TOUCHDOWN

"The players in the game of life can be likened to the players in the game of football."



Scripture Reference: Matthew 5:3-11; 1 Peter 5:8

**Advanced Preparation:** List all the players of both teams on the blackboard. You may put them in their respective football positions if desired. For more impact, list opponents across from each other.

**Presentation:** In the game of football, the parallels between the life of a football player and the life of a believer are about the same: toughness, endurance, hard training, and discipline. The players in the game of life can be likened to the players in the game of football as follows:  
**DEFENSIVE TEAM LINE-UP**

Defensive Line is out to smear the Christian's chances of reaching the goal line and is made up of the following players: fear, sin, anguish, despair, worry, and separation. This line-up is enough to cause any weak Christian to "stumble, fall, and fumble the ball if he doesn't have a good offensive team who can score despite of them.

*The Defensive Linebackers* are: sorrow, tribulation, and unbelief. These guys are good enough to shake up anybody's team to "score" against them.

*The Defensive Backs* are: darkness and death. These two guys can "kill" your chances of being a winner. They are cunning and smart, so is their coach—Satan. These are the chief players in your game of life. Don't let them do you in! All of these defensive players are all against you in your Christian walk with Christ. They are in the game of life to spoil your chances if they possibly can and to prevent you from gaining any ground in your spiritual growth and to prevent you from reaching your goal in life. Be alert against these players who are out to "sack you" real good. Don't let them slip through your offensive line and keep you from reaching the goal line in your life!

#### **OFFENSIVE TEAM LINE-UP**

Notice that for every defensive player you have a player on your offensive team as his counterpart (enemy).

*The Offensive Line* at your disposal is made up of the following players: courage, forgiveness, peace, hope, happiness, fellowship. These players will run interference for you in your game of life. They will "sack" Satan's defensive line in your life every time. Your *Offensive*

*Linebackers* are made up of the following big name players: joy, tranquility, and faith. These big guys will help you escape from the defensive line who are out to tackle you hard in your life. Your offensive linebackers will help you block all the defensive players who are trying to stop you in your efforts to make good in goal as you walk through this life. The *Offensive Backfield*—teammates on your team are: light and life. They will do all the "scoring" for you in your game of life. Nothing can touch them when you have Jesus Christ as the coach of your life.

*Your Reserve Second String Back-Up Players* you have on the bench are some real good promising prospective players. They are big guys too. They are: gentleness, self-control, goodness, and Mr. patience himself. Use these guys in your game when you need a good substitute at the right time.

But above all listen to what your coach (Jesus) says to you and you'll always be a winner. "Play the game of life and Jesus Christ will be your coach and He'll help you block and sack Satan's team as you run to the touchdown of life." ★